



# Community Verification Using ID.me



Being a member of the military, a first responder, student, teacher, government employee, medical professional, or nurse means you're part of an exclusive community. With ID.me, you can verify your community membership, and save money while shopping with hundreds of popular stores.

All you have to do is **verify once**—and *never again*—to unlock these discounts.



## Need help?


If you have questions about verifying for a community, visit the [ID.me Help Center](#).

## How it Works



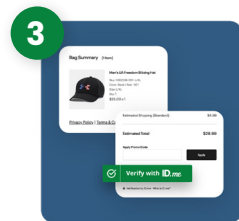
### 1 Go to ID.me Shop

Browse or search for discounts in [ID.me Shop](#). To find discounts for your community, select the dropdown menu at the top or upper right, then select your community.



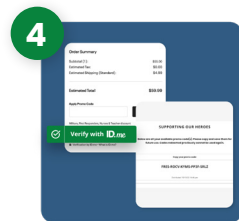
### 2 Select a discount

Select a store that has an offer you'd like to get. You'll be redirected to the store's website. Read the instructions to verify for your community or select the **Verify with ID.me** button, then follow the prompts.



### 3 Add items to your cart

From the store's website, add items to your cart, then go to checkout.



### 4 Get your discount

If you weren't already prompted to verify for your community, during checkout, find and select the **Verify with ID.me** button. Follow the prompts to verify for your community. Depending on the store, the discount is applied automatically or you may need to enter a promo code.

## Shop while you browse

The free [ID.me Shop browser extension](#) automatically notifies you when a community discount is available on a website you're visiting. This way, you can easily find the discounts you deserve.