



NATA Honors and Awards Committee Tips: Completing An Advocate Form

[View on Tango](#)

Creation Date

July 27, 2022

Last Updated

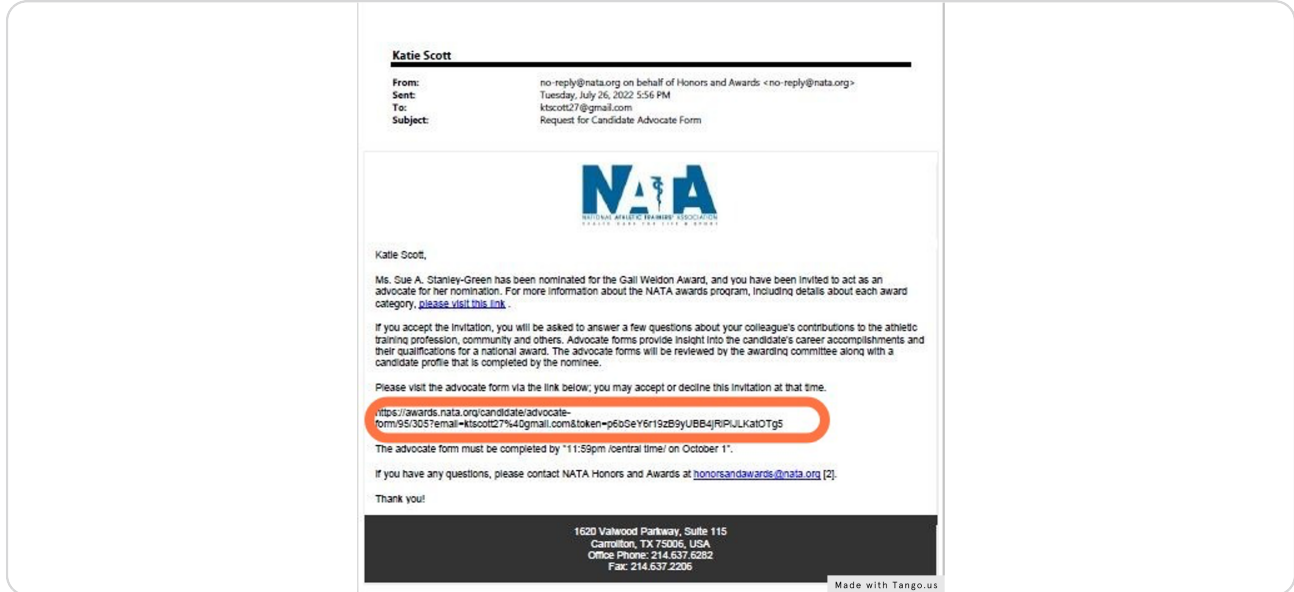
July 27, 2022

STEP 1

Advocate Invitation Email

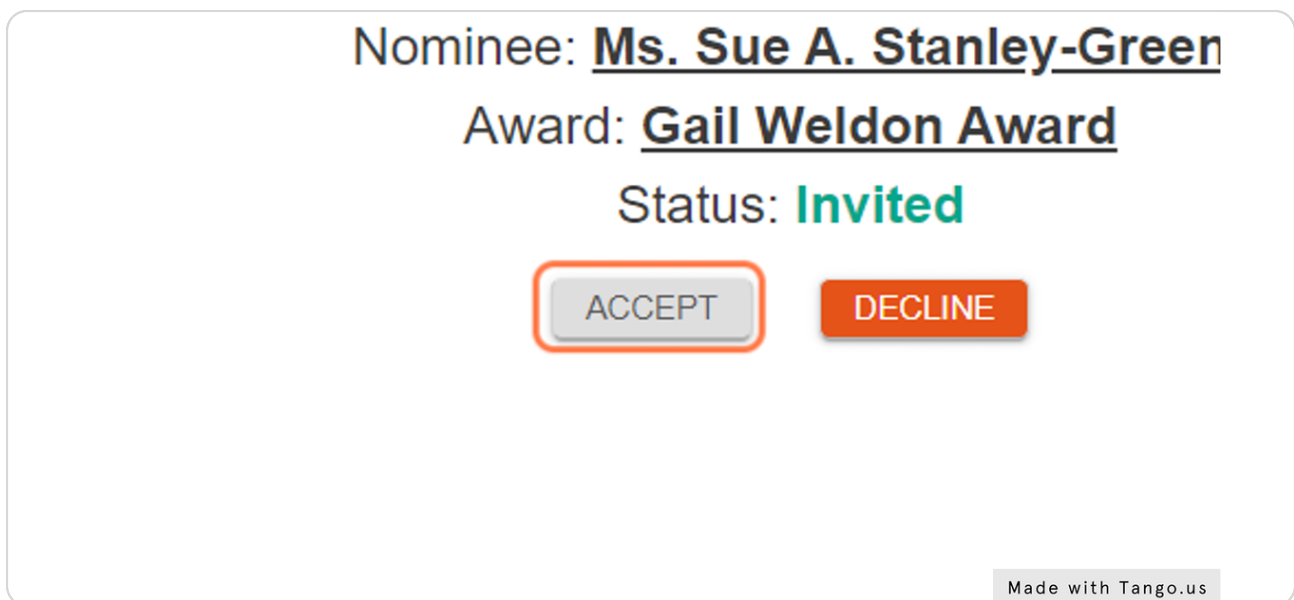
This is the automated email Advocates will receive. If this is not in your inbox, please check the spam folder.

To get to the Advocate form, click on the link within the body of the email.



STEP 2

Click on **ACCEPT** on the next webpage you see.



STEP 3

ADVOCATE FORM

Begin by completing the top section of the document.

Status: **Accepted**

Advocate Information

Name * <input type="text"/>	Employer * <input type="text"/>	Occupation * <input type="text"/>	
Email * <input type="text"/>	Phone <input type="text"/>	Work/Home Phone? - Select -	Years you have known the candidate * <input type="text"/>

▼ Advocate Questionnaire

Please answer the following questions candidly and completely, to provide an illustration of the impact the candidate's contributions have made.

How has the candidate, as an athletic trainer, impacted you, your organization or your community? *

How have the candidate's activities and contributions served to advance the athletic training profession and/or positively impacted the quality of health care provided by athletic trainers? *

Made with [Tango.us](#)

STEP 4

ADVOCATE QUESTIONS

COMMITTEE TIP: Content should highlight or focus specific to the award being applied for.

HOF: Focus should look at terminal impact on the International and National scale.

Gail Weldon: Focus should look at national and or district impact, specifically impact for women in the AT profession.

MDAT: Focus should look at national and/or district impact.

ATSA: Focus should look at state and/or local impact.

Eve Becker-Doyle: Focus should look at how the work supported or enhanced your leadership service to NATA.

Status: **Accepted**

Advocate Information

Name *	Employer *	Occupation *	
<input type="text"/>	<input type="text"/>	<input type="text"/>	
Email *	Phone	Work/Home Phone?	Years you have known the candidate *
<input type="text"/>	<input type="text"/>	- Select -	<input type="text"/>

▼ Advocate Questionnaire

Please answer the following questions candidly and completely, to provide an illustration of the impact the candidate's contributions have made.

How has the candidate, as an athletic trainer, impacted you, your organization or your community? *

How have the candidate's activities and contributions served to advance the athletic training profession and/or positively impacted the quality of health care provided by athletic trainers? *

Made with [Tango.us](#)

STEP 5

ADVOCATE QUESTIONS

COMMITTEE TIP: It is advised to draft the responses outside of the advocate form site. The form does not have a save feature or spell check. You will need to complete and submit the form in one sitting.

Status: **Accepted**

Advocate Information


Name *	Employer *	Occupation *	
<input type="text"/>	<input type="text"/>	<input type="text"/>	
Email *	Phone	Work/Home Phone?	Years you have known the candidate *
<input type="text"/>	<input type="text"/>	- Select -	<input type="text"/>

▼ Advocate Questionnaire

Please answer the following questions candidly and completely, to provide an illustration of the impact the candidate's contributions have made.

How has the candidate, as an athletic trainer, impacted you, your organization or your community? *

How have the candidate's activities and contributions served to advance the athletic training profession and/or positively impacted the quality of health care provided by athletic trainers? *

 3

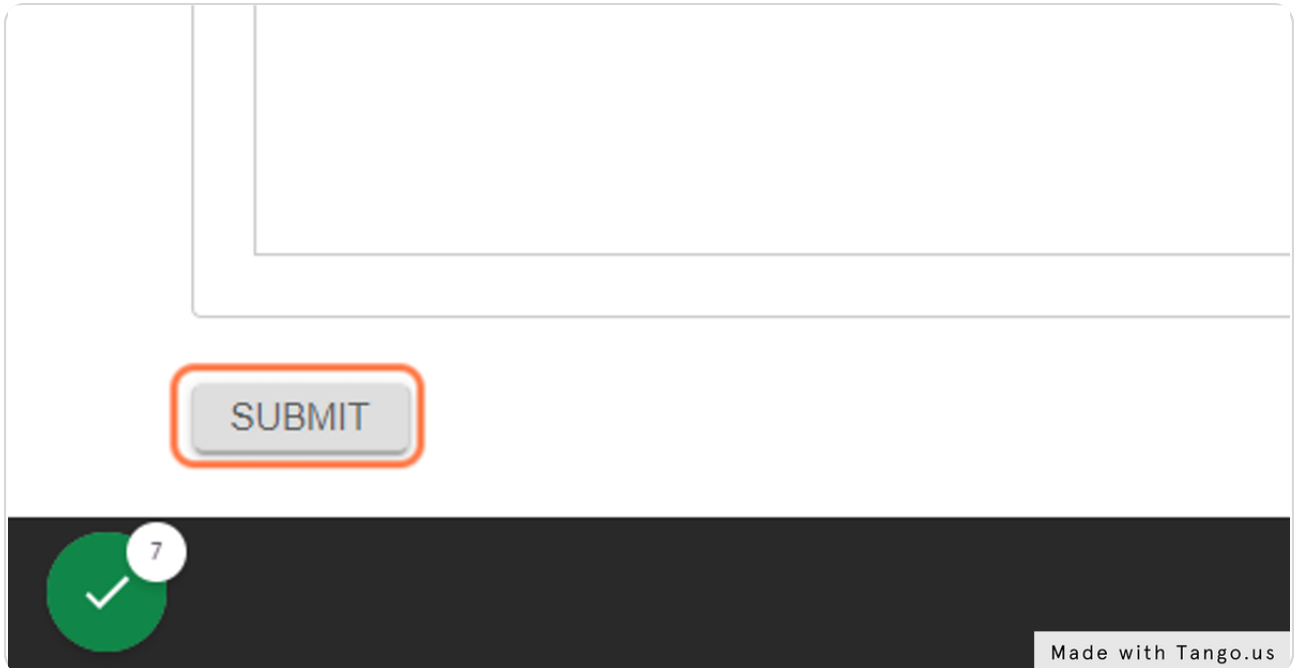
Made with [Tango.us](#)

STEP 6

Once completed, hit the submit button.

It is recommended prior to submitting that you make a PDF copy of your letter for your records. Advocate letters are not saved year over year.

Reminder: all letters are to be submitted no later than October 1st to be considered with the application.



The image shows a screenshot of a web form. At the top, there is a large, empty rectangular text input field. Below this field, centered horizontally, is a button with the word "SUBMIT" in all caps. The button has a light gray background and a prominent orange border. In the bottom left corner of the form area, there is a green circular icon containing a white checkmark, with a small white circle containing the number "7" positioned to its upper right. In the bottom right corner, there is a small white rectangular box containing the text "Made with Tango.us".

Created in seconds with

Tango