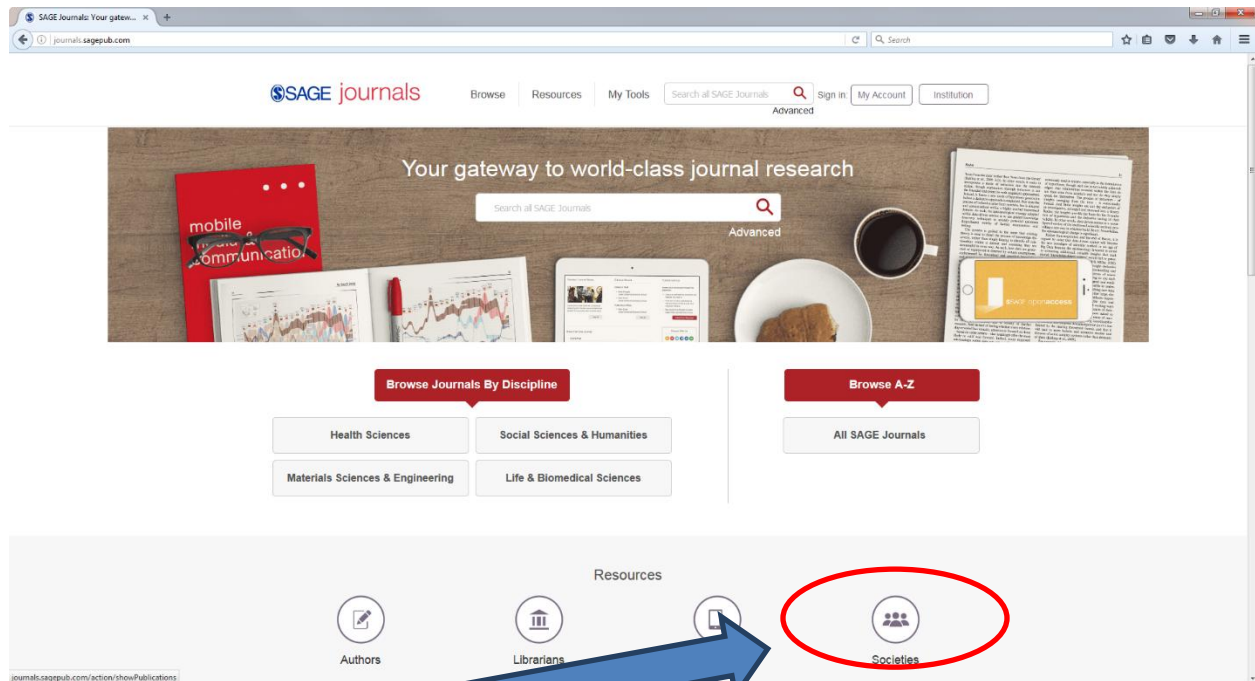


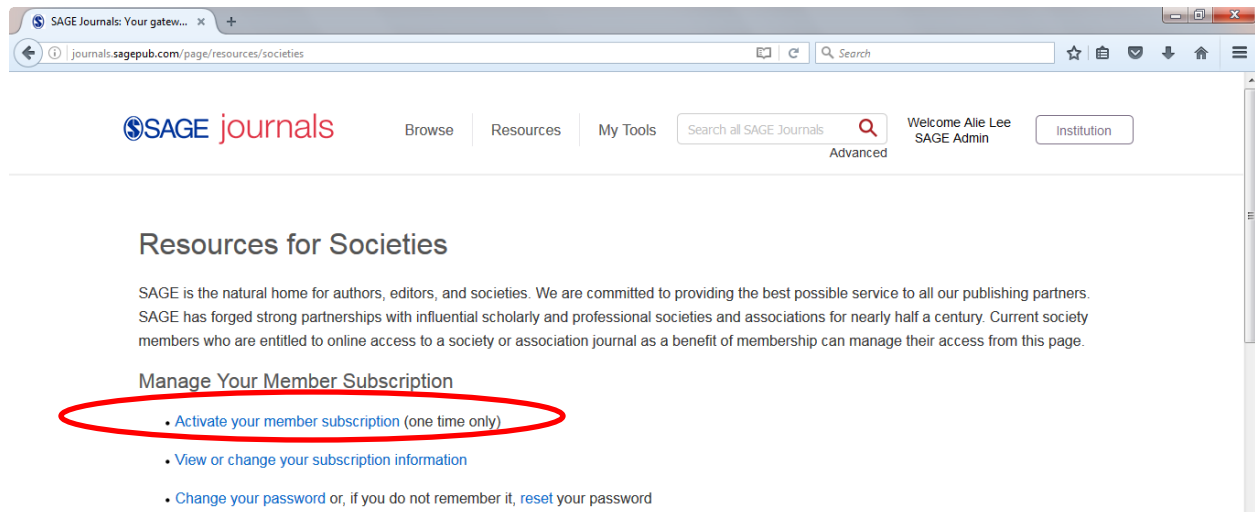
SAGE Journals Online Account Activation Instructions

Browse to <http://journals.sagepub.com/>

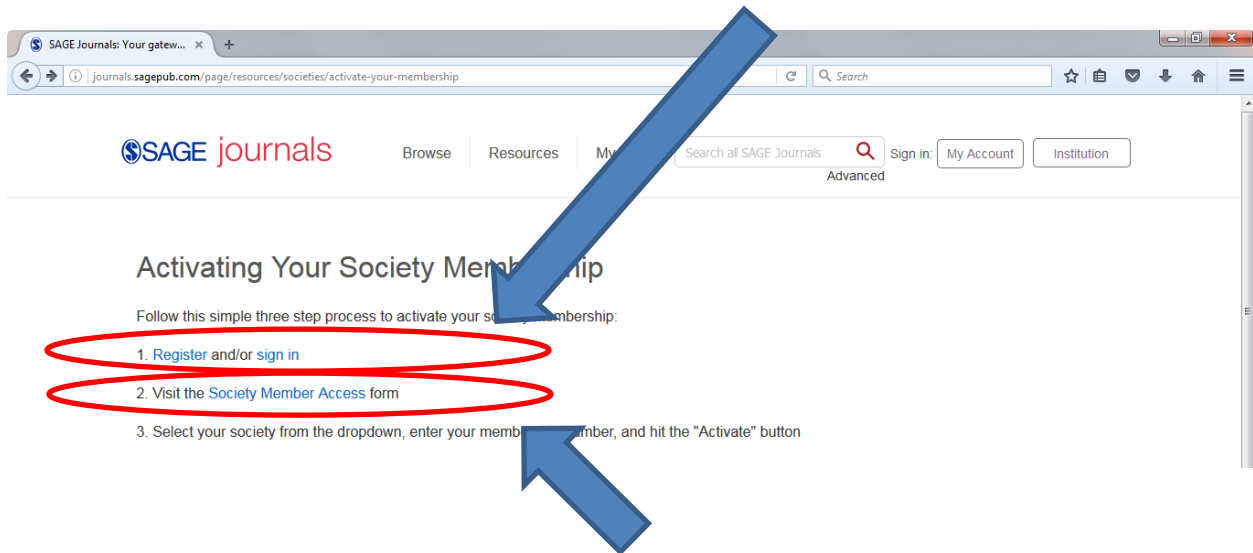


Click on **“Societies”**

Click on **“activate your member subscription”**



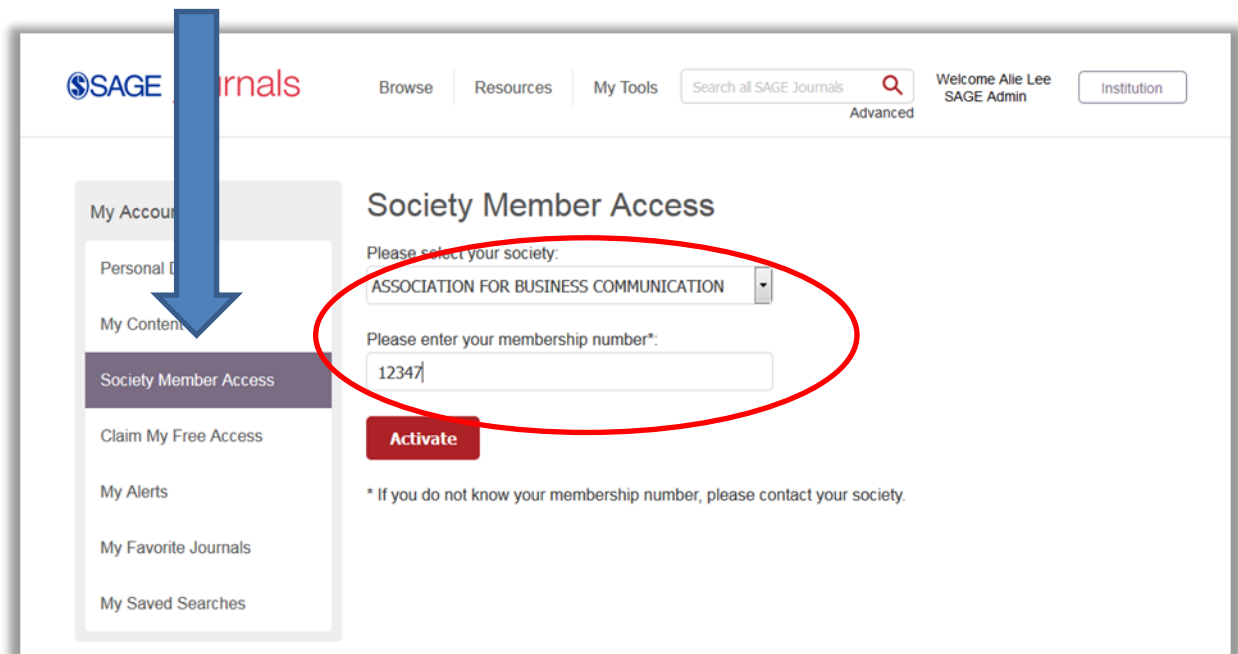
Now you need to register for an account, or sign-in to an existing one



If you are already signed in, click **“Visit the Society Member Access Form”**

Otherwise sign in or register and then click on **My Tools** and select **My Account**

Click on **Society Member Access**



Select your society from the drop-down

Enter your Member ID (e.g. **12347**)

Click **ACTIVATE** (you should receive a “success” message)

To check the content you have access to:

Click on **My Content** and the journals you currently have access to will be listed.

The screenshot shows the SAGE Journals website interface. At the top, there is a navigation bar with the SAGE Journals logo, links for 'Browse', 'Resources', and 'My Tools', a search bar, and a user welcome message: 'Welcome Aile Lee SAGE Admin' with an 'Institution' button. Below the navigation bar, a 'My Account' dropdown menu is open, with 'My Content' highlighted. A blue arrow points from the 'My Content' menu item to the 'My Content' page. The 'My Content' page has a sub-header 'My Content' and a description: 'Your journal subscriptions, any free access offers, and any pay-per-view article purchases are shown here.' Below this, there are two tabs: 'Journals' and 'Articles'. The 'Journals' tab is selected and circled in red. Under the 'Journals' tab, two journal titles are listed: 'Bulletin of the Atomic Scientists' and 'Business and Professional Communication Quarterly', both with blue links. At the bottom of the page, the URL 'https://journals.sagepub.com/action/showPreferences?menuTab=licenses&type=ppv' is visible.